



CLINTON TOWNSHIP, MI
586.790.6100
HOLLY SPRINGS, MS
662.252.1421
ROURAMH.COM

A-FRAME

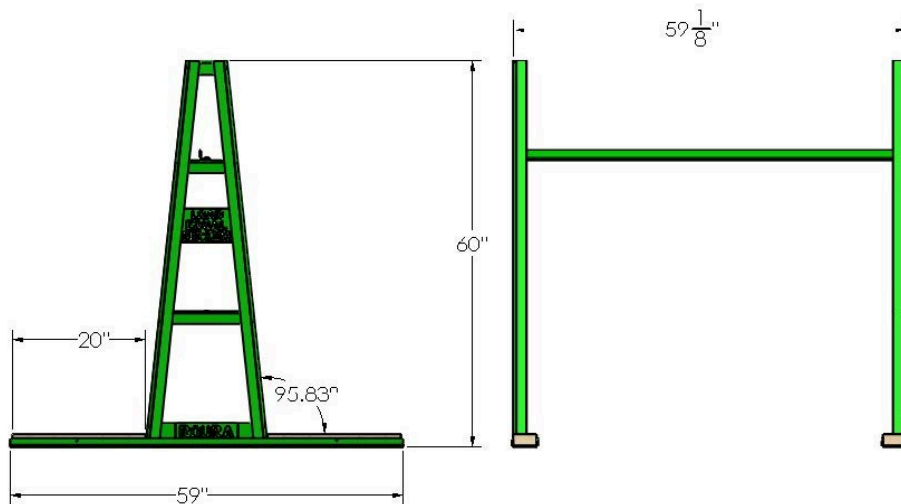
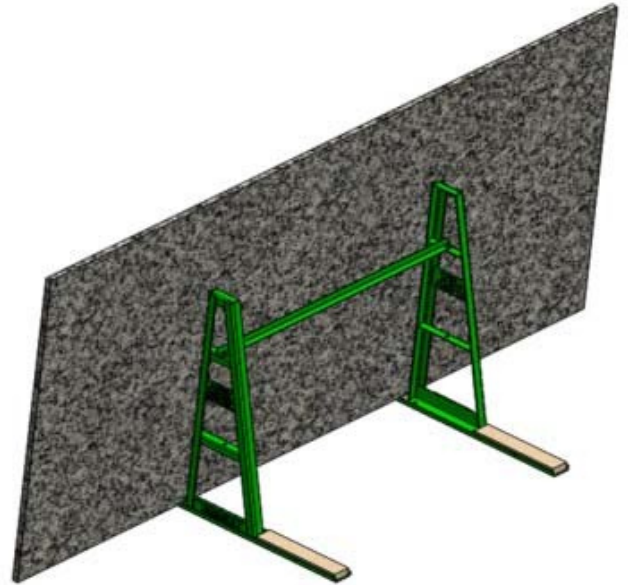
RAF-60




CONSTRUCTION:

- Handles full slabs
- 1/4" thick structural steel
- Holds up to 12,000 LBS per side
- Includes timber blocks, steel crossmember and fasteners.
- Shipped “knocked” down
- Sold as set
- Painted Roura Green (other colors optional)
- **THIS ITEM IS NOT RETURNABLE**

MAX WEIGHT ALLOWED 12,000 LBS



MODEL #	L	W	H	WEIGHT
RAF-60	59 1/8"	59"	60"	140 LBS



“FOR ALL OF YOUR MATERIAL HANDLING NEEDS!”