



CLINTON TOWNSHIP, MI
586.790.6100
HOLLY SPRINGS, MS
662.252.1421
ROURAMH.COM

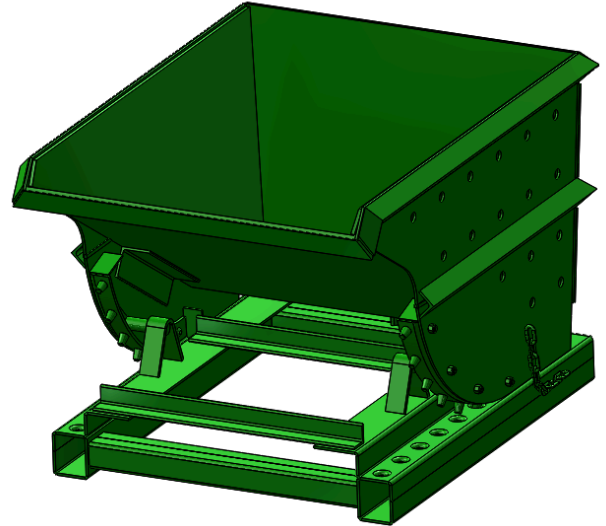
DROSS HOPPER

DRS-375-135 1/2 CU. YD

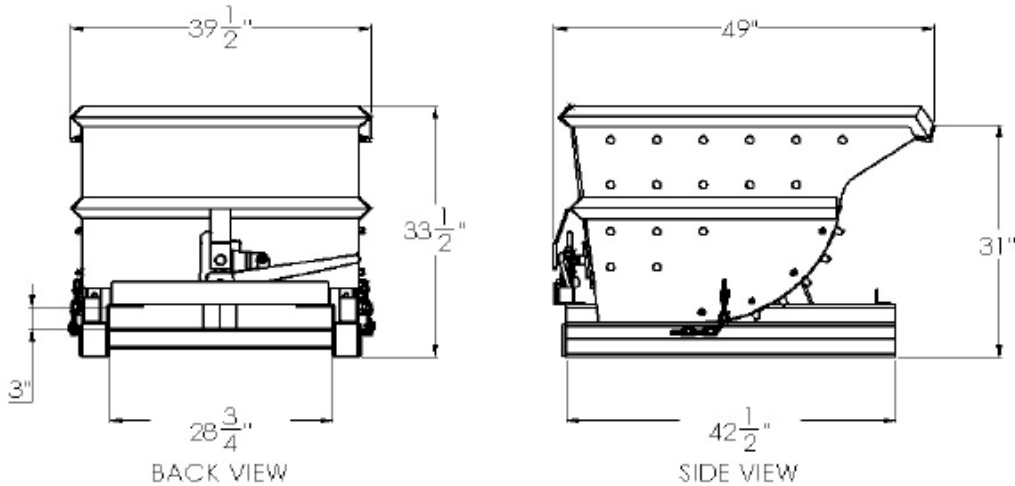


CONSTRUCTION:


- 3/8" plate lined body w/ 1/4" perforated side walls.
- 5/16" formed box tube base.
 - Body is 100% continuous weld
- Standard Items:
 - Steel Handle
 - Secure Flip Latch
 - Mast Secure Chain
 - Standard Stops & Base to Body Chains
- Painted Roura Green (other colors optional)
- Optional Items are Available [Here](#)
- **THIS ITEM IS NOT RETURNABLE**



DROSS DRS-375-135



MODEL #	SIZE	L	W	H	LH	FORK OPENING	LOAD CAPACITY	WEIGHT
DRS-375-135	1/2 CU. YD	49"	39 1/2"	33 1/2"	31"	3" X 28 3/4"	8,000 LBS	1150 LBS



"FOR ALL OF YOUR MATERIAL HANDLING NEEDS!"