

**ROURA**  
MATERIAL HANDLING

**The**  
**ORIGINAL**  
**Self-Dumping Hopper**



Container Catalog



# THE ORIGINAL HOPPER

## Introduction



*Rugged Hopper*



*Behemoth Hopper*



*90° Dump Hopper*



*De-watering Hopper*



*Dross Hopper*



*Hopper Line*



*Ultimate Hopper*



*Open Side Hopper*



*Refuse/Recycling Hopper*



*Plastic Lid Hopper*



*Stacked Hopper*



*Stainless Steel Hopper*

# STANDARD HOPPER

## Durable Hopper

- 2000 – 4000 LBS Capacity
- 12 & 10 Gauge Carbon Steel body
- Flip secure latch
- 100% continuous weld
- 5/16" form rocker angle for superior strength
- Extruded tracking base hole for outstanding tracking

Our Light Duty line of self-dumping hoppers can handle loads from 2,000 - 4,000lbs capacity. The Durable hopper is used for light weight material applications.



Model #	Size	L	W	H	LH	Fork Opening	Weight	Capacity
1T-12-SL-1/3	1/3 CU YD	48"	39 1/2"	24"	24"	2 1/2 x 28 3/4"	270 LBS	2000 LBS
1T-12-SL-1/2	1/2 CU YD	47"	51 1/2"	24"	24"	2 1/2 x 28 3/4"	324 LBS	2000 LBS
1T-12-034	1/8 CU YD	36"	39"	17 1/2"	17 1/2"	2 1/2 x 28 3/4"	192 LBS	2000 LBS
1T-12-068	1/4 CU YD	39"	32"	25 1/2"	25"	2 1/2 x 21"	218 LBS	2000 LBS
1T-12-105	1/3 CU YD	49 1/2"	31"	31 1/2"	28 1/2"	2 1/2 x 21"	264 LBS	2000 LBS
1T-12-135	1/2 CU YD	49"	39 1/2"	31 1/2"	28 1/2"	2 1/2 x 28 3/4"	293 LBS	2000 LBS
1T-12-205	3/4 CU YD	60 1/2"	39 1/2"	36"	32 1/2"	2 1/2 x 28 3/4"	362 LBS	2000 LBS
2T-10-270	1 CU YD	64 1/2"	39 1/2"	37 1/2"	35"	2 1/2 x 28 3/4"	465 LBS	4000 LBS
2T-10-405	1 1/2 CU YD	64 1/2"	57 1/2"	37 1/2"	35"	2 1/2 x 28 3/4"	563 LBS	4000 LBS
2T-10-410	1 1/2 CU YD	64 1/2"	44 1/2"	45"	35"	2 1/2 x 28 3/4"	556 LBS	4000 LBS
2T-10-540	2 CU YD	64 1/2"	58 1/2"	45"	35"	2 1/2 x 28 3/4"	619 LBS	4000 LBS
2T-10-550	2 CU YD	64 1/2"	58 1/2"	45"	35"	2 1/2 x 47"	691 LBS	4000 LBS
2T-10-675	2 1/2 CU YD	64 1/2"	75"	45"	35"	2 1/2 x 28 3/4"	672 LBS	4000 LBS
2T-10-680	2 1/2 CU YD	71"	58 1/2"	58"	37"	2 1/2 x 28 3/4"	843 LBS	4000 LBS
2T-10-810	3 CU YD	71"	63"	58"	37"	2 1/2 x 28 3/4"	916 LBS	4000 LBS
2T-10-1080	4 CU YD	71"	83 1/2"	58"	37"	2 1/2 X 37 1/2"	1062 LBS	4000 LBS
2T-10-1500	5 CU YD	71"	97 1/2"	58"	37"	2 1/2 X 47"	1148 LBS	4000 LBS

## Rugged Hopper

- 4000 – 8000 LBS Capacity
- 7 Gauge Carbon Steel body
- Flip secure latch
- 100% continuous weld
- 5/16" form rocker angle for superior strength
- Extruded tracking base hole for outstanding tracking

Our Medium Duty line of self-dumping hoppers can handle loads from 4,000 - 8,000lbs capacity. The Rugged hopper is the most widely used hopper in the material handling industry.



Model #	Size	L	W	H	LH	Fork Opening	Weight	Capacity
2T-3/16-SL-1/3	1/3 CU YD	48"	39 1/2"	24"	24"	2 1/2 x 28 3/4"	352 LBS	4000 LBS
2T-3/16-SL-1/2	1/2 CU YD	48"	52"	24"	24"	2 1/2 x 28 3/4"	407 LBS	4000 LBS
2T-3/16-034	1/8 CU YD	36"	39"	17 1/2"	17 1/2"	2 1/2 x 28 3/4"	242 LBS	4000 LBS
2T-3/16-068	1/4 CU YD	39"	32"	25 1/2"	25"	2 1/2 x 21"	284 LBS	4000 LBS
2T-3/16-105	1/3 CU YD	49 1/2"	32"	31"	28 1/2"	2 1/2 x 21"	352 LBS	4000 LBS
2T-3/16-135	1/2 CU YD	49"	39 1/2"	31 1/2"	28 1/2"	2 1/2 x 28 3/4"	395 LBS	4000 LBS
3T-3/16-205	3/4 CU YD	61"	39 1/2"	36"	32 1/2"	2 1/2 x 28 3/4"	558 LBS	6000 LBS
3T-3/16-270	1 CU YD	65"	39 1/2"	37 1/2"	35"	2 1/2 x 28 3/4"	583 LBS	6000 LBS
3T-3/16-405	1 1/2 CU YD	65"	58"	38 1/2"	35"	2 1/2 x 28 3/4"	710 LBS	6000 LBS
3T-3/16-410	1 1/2 CU YD	65"	45 1/2"	46 1/4"	35"	2 1/2 x 28 3/4"	698 LBS	6000 LBS
3T-3/16-540	2 CU YD	65"	58 1/2"	46 1/4"	35"	2 1/2 x 28 3/4"	773 LBS	6000 LBS
3T-3/16-550	2 CU YD	65"	58 1/2"	46 1/4"	35"	2 1/2 x 47"	840 LBS	6000 LBS
3T-3/16-675	2 1/2 CU YD	65"	75"	46 1/4"	35"	2 1/2 x 28 3/4"	888 LBS	6000 LBS
3T-3/16-680	2 1/2 CU YD	71"	58 1/2"	58 1/2"	37"	2 1/2 x 28 3/4"	1020 LBS	6000 LBS
3T-3/16-810	3 CU YD	71"	63 1/2"	58 1/2"	37"	2 1/2 x 28 3/4"	1098 LBS	6000 LBS
3T-3/16-1080	4 CU YD	71"	83 1/2"	58 1/2"	37"	2 1/2 X 37 1/2"	1287 LBS	6000 LBS
3T-3/16-1500	5 CU YD	71"	97 1/2"	58 1/2"	37"	2 1/2 X 47"	1426 LBS	6000 LBS
4T-3/16-810	3 CU YD	71"	63 1/2"	61"	39 1/2"	2 1/2 x 28 3/4"	1215 LBS	8000 LBS
4T-3/16-1080	4 CU YD	71"	83 1/2"	61"	39 1/2"	2 1/2 X 37 1/2"	1412 LBS	8000 LBS
4T-3/16-1500	5 CU YD	71"	97 1/2"	61"	39 1/2"	2 1/2 X 47"	1559 LBS	8000 LBS

# STANDARD HOPPER

## Ultimate Hopper

- 8000 – 10,000 LBS Capacity
- 1/4" Gauge Carbon Steel body
- 5/16" constructed bases
- Flip secure latch
- 5/16" form rocker angle for superior strength
- Extruded tracking base hole for outstanding tracking
- Interior corner angle supports
- Base to body chains and continuous stop bar

Our Heavy Duty line of self-dumping hoppers can handle loads from 8,000 – 10,000 lbs capacity. The Ultimate hopper is the strongest self-dumping hopper in the material handling industry. These hoppers are constructed for the most extreme material handling applications.

Model #	Size	L	W	H	Weight	Capacity
4T-1/4-135	1/2 CU YD	48 1/2"	40"	31 1/2"	625 LBS	8000 LBS
4T-1/4-205	3/4 CU YD	60 1/2"	40"	36"	740 LBS	8000 LBS
4T-1/4-270	1 CU YD	64 1/2"	39 1/2"	38 1/2"	925 LBS	8000 LBS
4T-1/4-405	1 1/2 CU YD	64 1/2"	57 1/2"	38 1/2"	1000 LBS	8000 LBS
4T-1/4-410	1 1/2 CU YD	64 1/2"	44 1/2"	46 1/2"	1040 LBS	8000 LBS
4T-1/4-540	2 CU YD	64 1/2"	57 1/2"	46 1/2"	1140 LBS	8000 LBS
4T-1/4-675	2 1/2 CU YD	64 1/2"	74"	46 1/2"	1298 LBS	8000 LBS
4T-1/4-680	2 1/2 CU YD	71"	57 1/2"	58"	1320 LBS	8000 LBS
5T-1/4-810	3 CU YD	71"	63 1/2"	61"	1542 LBS	10,000 LBS
5T-1/4-1080	4 CU YD	71"	83 1/2"	61"	1875 LBS	10,000 LBS
5T-1/4-1500	5 CU YD	71"	97"	61"	2035 LBS	10,000 LBS



## Behemoth Hopper

- 8000 – 10,000 LBS Capacity
- 6 – 10 yard volume capacity
- 1/4" Gauge Carbon Steel body
- 5/16" box tube constructed bases
- Flip secure latch
- Slide bolt latch
- 5/16" form rocker angle for superior strength
- Extruded tracking base hole for outstanding tracking
- Interior corner angle supports
- Base to body chains and continuous stop bar

Our Large Volume (6 yard - 10 yard) line of self-dumping hoppers can handle loads from 8,000 – 10,000 lbs. capacity. The Behemoth hopper is designed to handle large volume material handling applications.

Model #	Size	L	W	H	Weight	Capacity
4T-3/16-EL-1620	6 CU YD	91"	83"	70"	2050 LBS	8000 LBS
4T-3/16-EL-1890	7 CU YD	91"	96"	70"	2225 LBS	8000 LBS
4T-3/16-EL-2160	8 CU YD	91"	109"	70"	2340 LBS	8000 LBS
5T-1/4-EL-2430	9 CU YD	91"	122"	70"	2750 LBS	10,000 LBS
5T-1/4-EL-2700	10 CU YD	91"	135"	70"	2900 LBS	10,000 LBS





# STANDARD HOPPER

## Plastic Lid Hopper

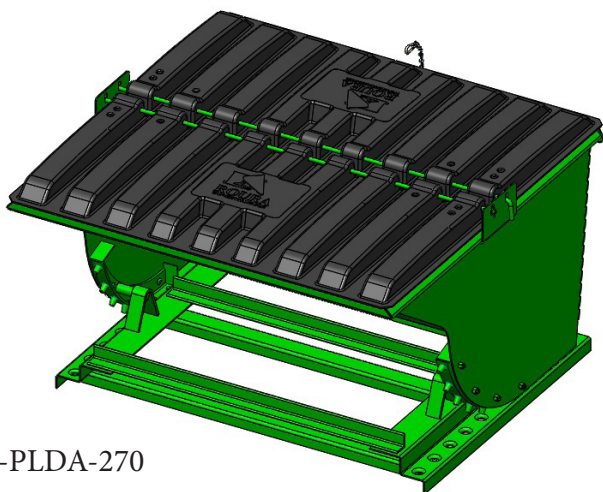
Roura's plastic lid hopper models provide a safe and efficient method of keeping the material in the hopper dry. Its unique design ensures a light weight cover that is easy to use. Our exclusive drip channel is designed to help eliminate liquid from reaching the material inside the hopper during operation.

### Type A Plastic Lid

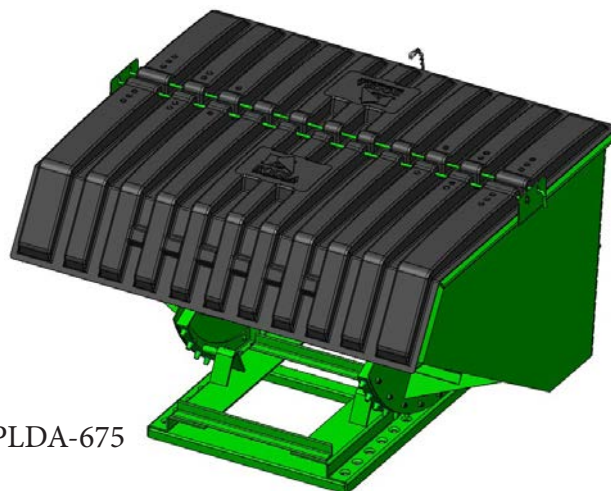
Model #	Size	L	W	H	Weight	Capacity
H-PLDA-135	1/2 YD	57"	34 1/2"	36 1/2"	441 LBS	4,000 LBS
H-PLDA-205	3/4 YD	57"	46 1/2"	36 1/2"	553 LBS	6,000 LBS
H-PLDA-270	1 YD	57"	58 1/2"	36 1/2"	646 LBS	6,000 LBS
H-PLDA-410	1 1/2 YD	65"	47"	49"	779 LBS	6,000 LBS
H-PLDA-540	2 YD	65"	60"	49"	864 LBS	6,000 LBS
H-PLDA-675	2 1/2 YD	65"	76 1/2"	49"	975 LBS	6,000 LBS

### Type B Plastic Lid

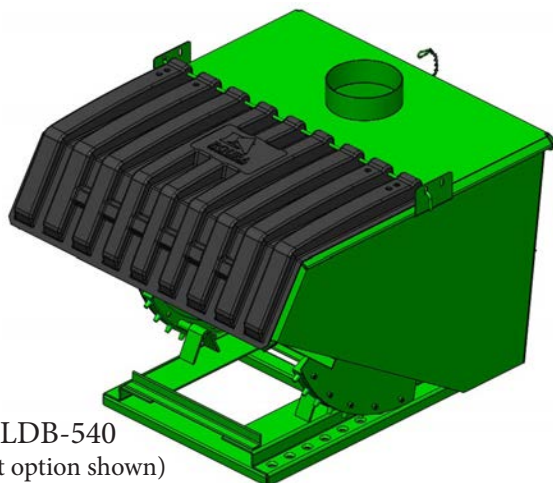
Model #	Size	L	W	H	Weight	Capacity
H-PLDB-135	1/2 YD	57"	34 1/2"	36 1/2"	467 LBS	4,000 LBS
H-PLDB-205	3/4 YD	57"	46 1/2"	36 1/2"	589 LBS	6,000 LBS
H-PLDB-270	1 YD	57"	58 1/2"	36 1/2"	694 LBS	6,000 LBS
H-PLDB-410	1 1/2 YD	65"	47"	49"	815 LBS	6,000 LBS
H-PLDB-540	2 YD	65"	60"	49"	911 LBS	6,000 LBS
H-PLDB-675	2 1/2 YD	65"	76 1/2"	49"	1036 LBS	6,000 LBS



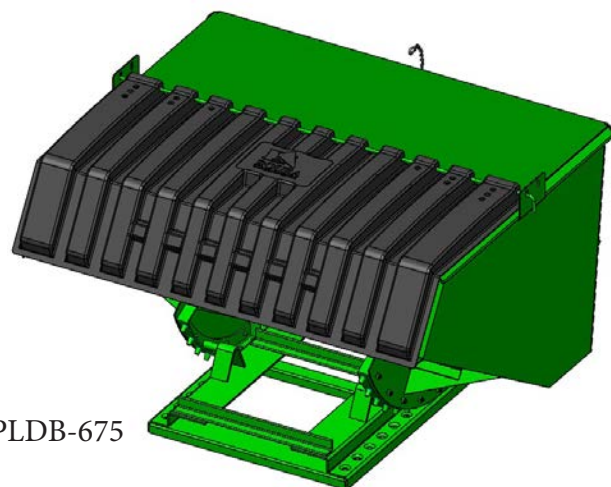
H-PLDA-270



H-PLDA-675



H-PLDB-540  
(Inlet option shown)



H-PLDB-675

# SPECIALTY HOPPER

## Refuse/Recycling Hopper

- 2000 LBS Capacity
- 12 Gauge Carbon Steel body
- Flip secure latch
- Double walled plastic lid
- 5/16" form rocker angle for superior strength
- Extruded tracking base hole for outstanding tracking

Our Refuse/Recycling line of self-dumping hoppers can handle loads of 2000 lbs. capacity. The perfect hopper for the recycling & refuse material handling applications.

Model #	Size	L	W	H	Weight	Capacity
RRH 36	1 CU YD	60"	36"	61"	540 LBS	2000 LBS
RRH 72	2 CU YD	60"	72"	61"	825 LBS	2000 LBS



## Openside Hopper

- 4000-6000 LBS Capacity
- 7 Gauge Carbon Steel body
- Flip secure latch
- 5/16" form rocker angle for superior strength
- Extruded tracking base hole for outstanding tracking

Our Openside line of self-dumping hoppers can handle loads from 4000- 6000 lbs. capacity. The perfect hopper for the lumber, extrusions, pipe and long length material handling applications.

Model #	Size	L	W	H	Weight	Capacity
OS 24	1/3 CU YD	53"	72"	31 1/2"	640 LBS	4000 LBS
OS 38	1/2 CU YD	64 1/2"	54"	46 1/2"	881 LBS	6000 LBS





# SPECIALTY HOPPER

## 90° Dump Hopper

- 1000 - 2000 LBS Capacity
- 7 & 10 Gauge Carbon Steel body
- Flip secure latch
- Mast secure chain with grab hook

Model #	Size	L	W	H	Capacity
90-10-068	1/4 CU YD	40"	48 1/2"	13"	1000 LBS
90-10-135	1/2 CU YD	45 3/4"	48 1/2"	22 3/8"	1000 LBS
90-3/16-068	1/4 CU YD	40 1/8"	48 5/8"	13"	2000 LBS
90-3/16-135	1/2 CU YD	46"	49 1/8"	22 3/8"	2000 LBS

Our 90° Dump line of self-dumping hoppers can handle loads from 1000 - 2000 lbs. capacity. The perfect hopper for the metal chips, shavings, turnings and saw dust material handling applications.




## De-watering Hopper

- 6000 LBS Capacity
- 1/4" Gauge Carbon Steel body
- Flip secure latch
- 5/16" form rocker angle for superior strength
- Extruded tracking base hole for outstanding tracking

Model #	Size	L	W	H	Weight	Capacity
DW-270	1 Cu Yd	64 1/2"	39 1/2"	38 1/2"	730	6000 LBS
DW-405	1 1/2 Cu Yd	64 1/2"	57 1/2"	38 1/2"	835	6000 LBS
DW-410	1 1/2 Cu Yd	64 1/2"	44 1/2"	46 1/2"	865	6000 LBS
DW-540	2 Cu Yd	64 1/2"	57 1/2"	46 1/2"	960	6000 LBS
DW-675	2 1/2 Cu Yd	64 1/2"	75 1/2"	46 1/2"	1210	6000 LBS
DW-810	3 Cu Yd	71"	63 1/2"	58 1/2"	1390	6000 LBS

Our De-Watering line of self-dumping hoppers can handle loads of 6000 lbs. capacity. The perfect hopper for the pulp, aggregate and waste/water treatment material handling applications.



# SPECIALTY HOPPER

## Dross Hopper

- 6000 – 10,000 LBS Capacity
- 3/8" liner & 1/4" perforated walls made of Carbon Steel
- Flip secure latch
- Extra heavy-duty base for superior strength

Model #	Size	L	W	H	Capacity
DRS-375-135	1/2 Cu Yd	49"	39 1/2"	31 1/2"	6,000 LBS
DRS-375-270	1 Cu Yd	64 1/2"	39 1/2"	41"	10,000 LBS
DRS-375-405	1 1/2 Cu Yd	64 1/2"	57 1/2"	41"	10,000 LBS
DRS-375-410	1 1/2 Cu Yd	64 1/2"	44 1/2"	49"	10,000 LBS
DRS-375-540	2 Cu Yd	64 1/2"	57 1/2"	49 1/2"	10,000 LBS

Our Dross line of self-dumping hoppers can handle loads from 6000 – 10,000 lbs. capacity. The perfect hopper for the HIGH HEAT material handling applications. This product is used in the collection of hot material applications as hot forgings, molten dross and hot glass.

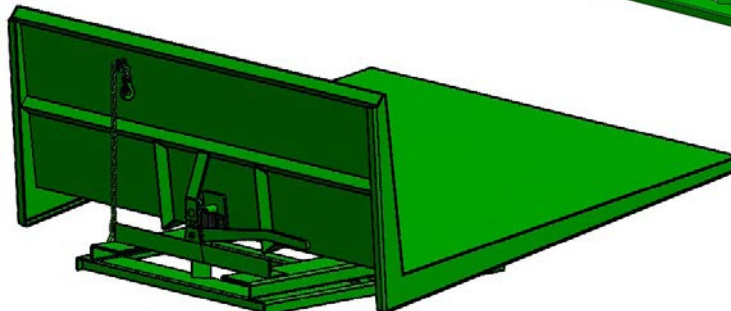
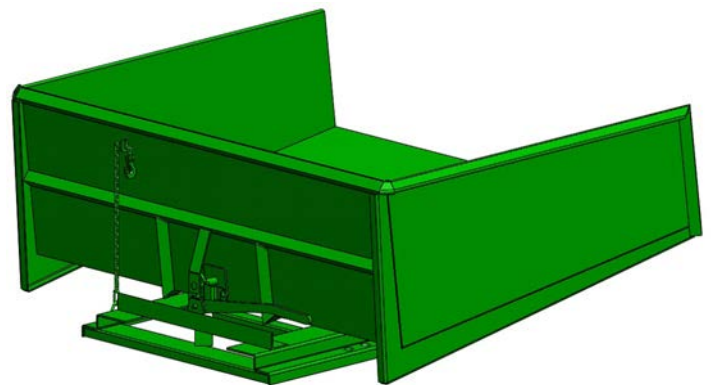


## Skeleton Hopper

- Exclusive pierced and extruded trunnion track with taper pins for outstanding wear resistance
- All hopper bodies are constructed of 3/16 thick carbon steel
- One piece gusset frame for superior strength

Model #	Volume	L	W	H	Weight	Fork Opening	Capacity
SKL-OS	OPEN	81 1/8"	88"	38 1/4"	980 LBS	2 1/2" X 37 1/2"	6000 LBS
SKL-OS-WS	OPEN	81 1/8"	91 1/4"	38 1/4"	1200 LBS	2 1/2" X 37 1/2"	6000 LBS

The Skeleton Hopper is engineered for sheet metal processing equipment as Plasma, Laser and Turret Punching machining centers. This hopper will safely handle the daily transport and dumping of the scrap material produced from these machining operations.





# SPECIALTY HOPPER

## Stainless Steel Hopper

- 304 Stainless steel body
- Galvanize hot dip or 304 Stainless steel base
- Flip secure latch
- 5/16" form rocker angle for superior strength
- Extruded tracking base hole for outstanding tracking

Our Stainless Steel self-dumping hopper can be constructed to any of our standard product sizes or custom built to fit most material handling application. This product has a special appeal in the chemical, food and beverage industry.



# CUSTOM HOPPER

## Custom Hopper

- Solid Model cad design
- Over 100 years in business building material handling products

Roura Material Handling specializes in custom self-dumping hoppers and will modify an existing hopper design or custom engineer a hopper to meet any special application. Contact our engineering and sales staff at either plant to discuss your specific requirements.



*Custom Hopper*




*Custom Painted Hopper*



*Gravity Feed Hopper*



*Flat Bottom Hopper*



*Lined Hopper*



*Lid Hopper*



*Rail Cart Hopper*



*Hooded Hopper*



# BOTTOM DROP BOX

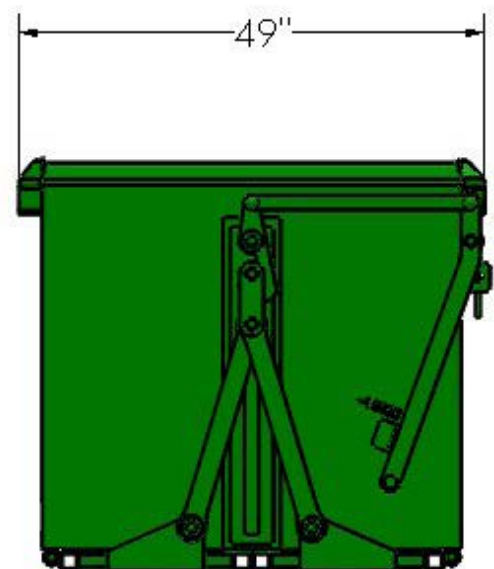
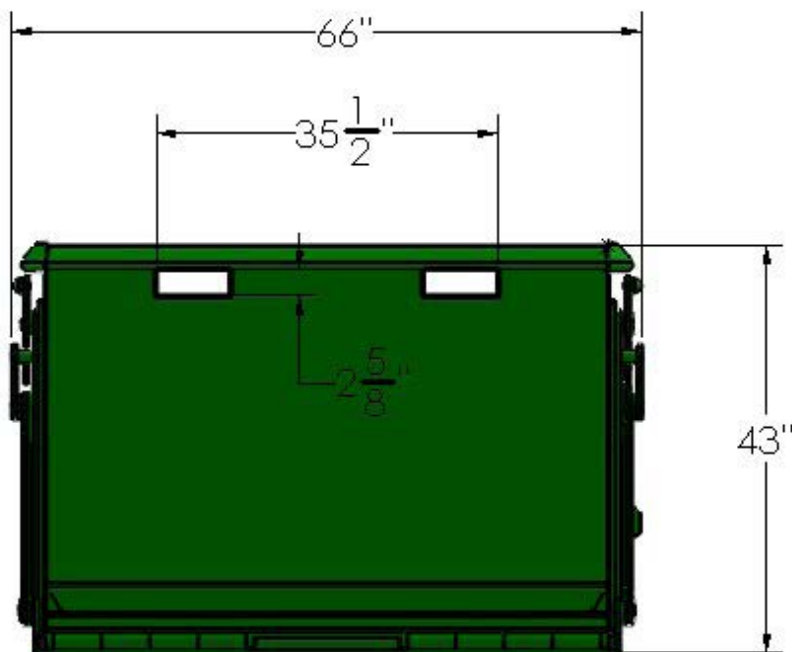

## Bottom Drop Box

Roura Material Handling's Bottom Drop Box (BDB) container is a safe and efficient way of handling your scrap, waste and every day materials. This container discharges the material from the bottom of the box by way of swing doors.

### FEATURES

- Empties the content inside of your container from the bottom of the box
- Roura's exclusive retractable release system
- Up to 6000 LBS load capacity

Model #	Size	L	W	H	Open Height	Weight	Capacity
BDB-540	2 CU YD	66"	49"	43"	60"	1087 LBS	6000 LBS



# GAYLORD ROTATOR

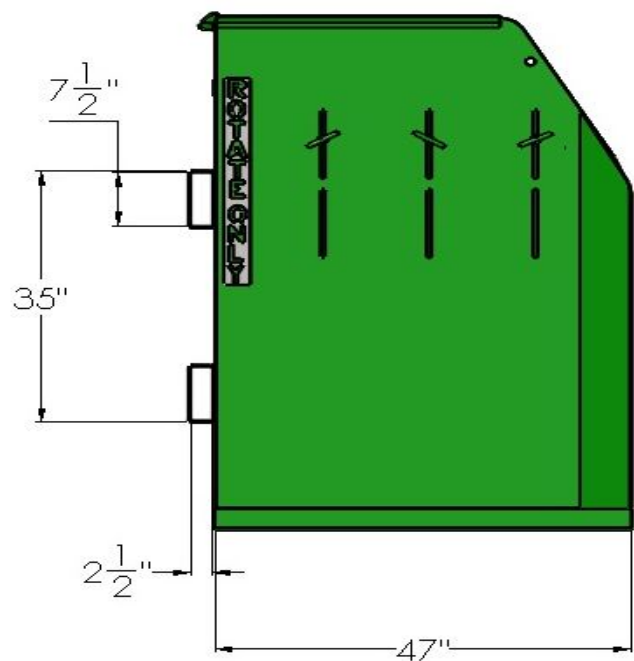
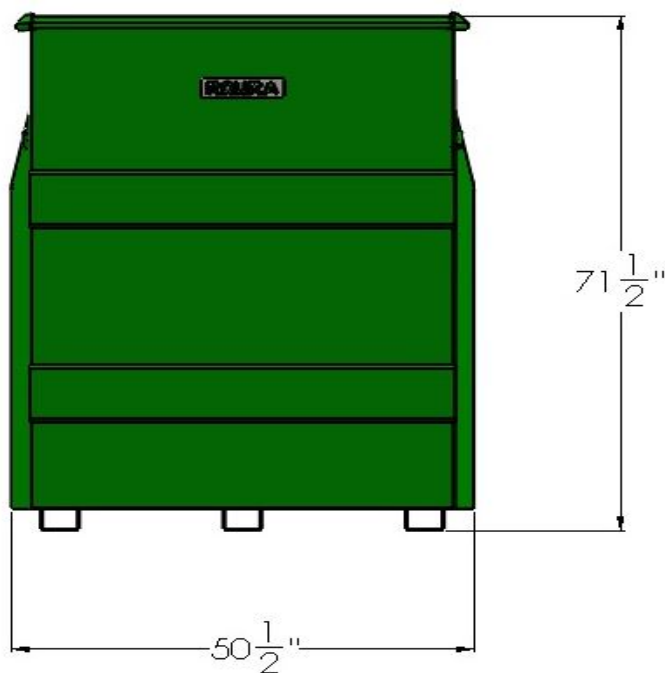
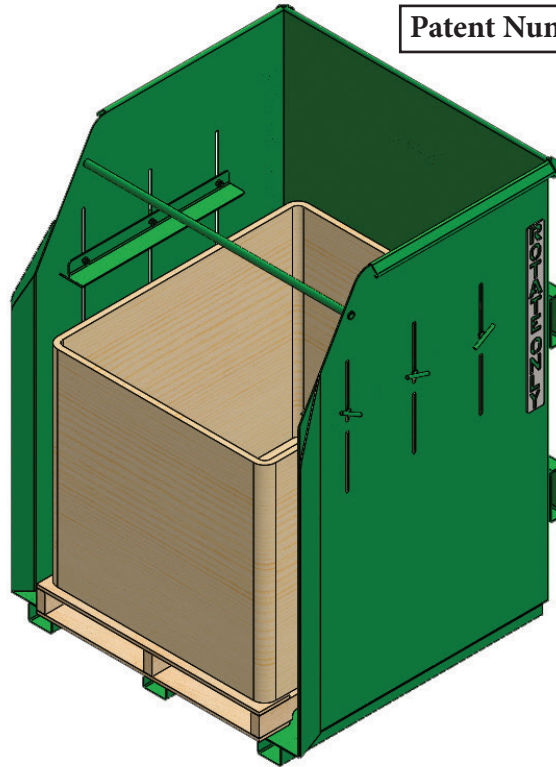
## Gaylord Rotator

- Empties the content inside of your cardboard corrugated (Gaylord) boxes
- Wide range of flexibility in corrugated box sizes with our exclusive adjustable containing arms
- Preserves the longevity of your corrugated cardboard boxes with this safe and efficient material handling process

Roura Material Handling has a rotating container to help in the process of emptying the content inside of your cardboard corrugated (Gaylord) boxes. Roura's Gaylord Rotator (RGR) container is a safe and efficient way of operating these common recycling methods. The models offered provide a wide range of flexibility in corrugated box sizes with our exclusive adjustable containing arms. Simply insert your cardboard corrugated recycling box inside the RGR container, lift the Roura RGR container with a forklift truck with rotating forks and proceed to dump the content inside the Gaylord box safe and efficiently. The RGR will also help preserve the longevity of your corrugated cardboard boxes with this safe and efficient material handling process.

Model #	Size	L	W	H	Capacity
RGR4871-7G	51"	50 1/2"	47"	71 1/2"	890
RGR4871-10G	51"	50 1/2"	47"	71 1/2"	705

Patent Number: 10, 457, 635





# DRUM ROTATOR

## Drum Rotator

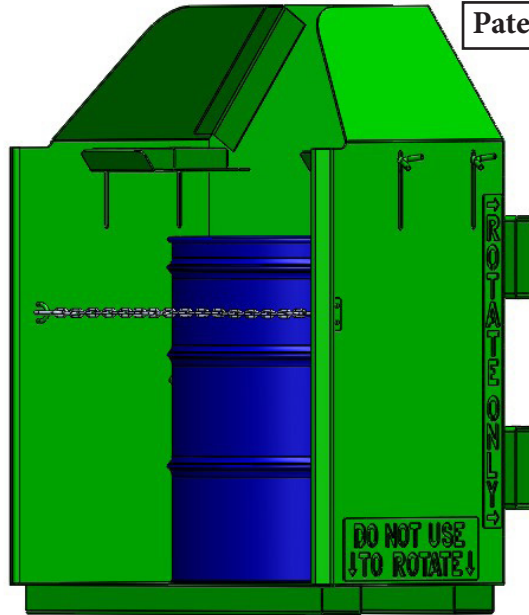
Roura Material Handling has a rotating container to help in the process of emptying the content inside of a 55-gallon drum. Roura's Drum Rotator (RDR) container is a safe and efficient way of operating these common recycling methods. The model provides a wide range of flexibility with our exclusive adjustable containing arms. Simply insert your 55-gallon drum into the RDR container, lift the Roura RDR container with a forklift truck with rotating forks and proceed to dump the content inside the 55-gallon drum safe and efficiently.

### FEATURES

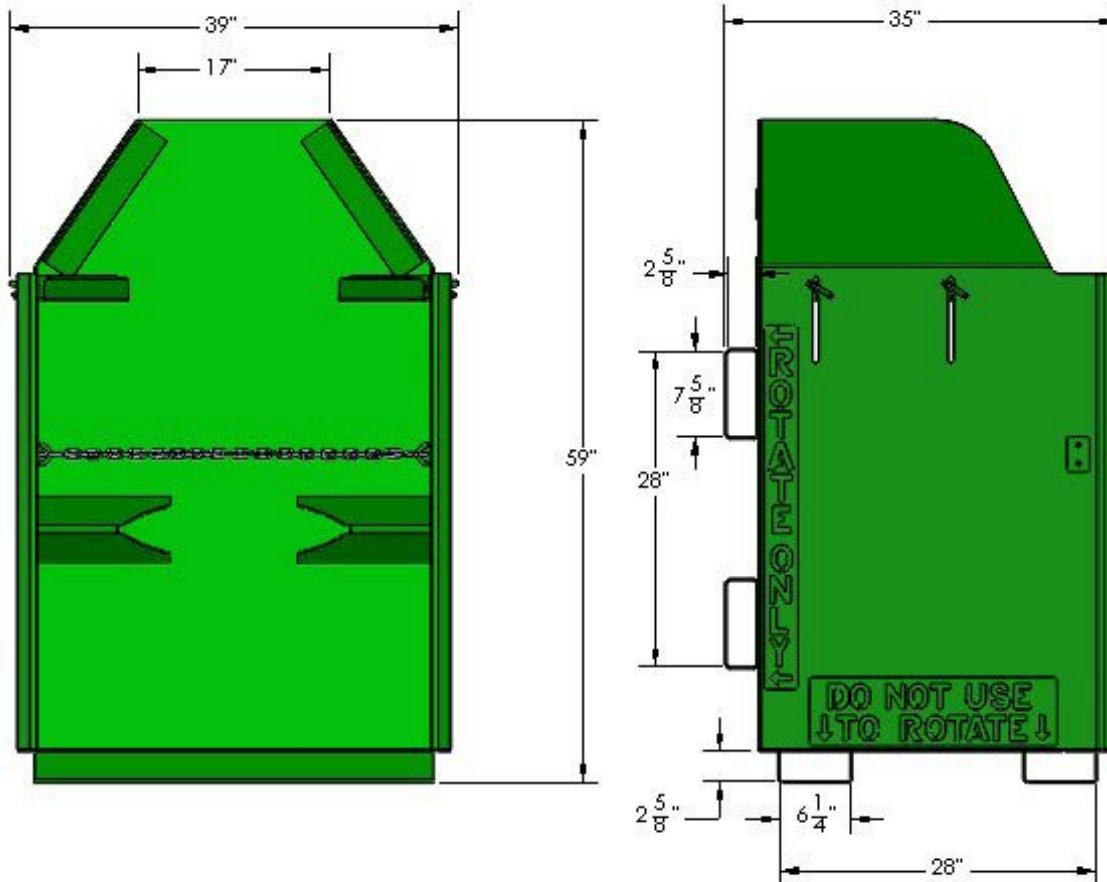
- Empty the content inside of your 55-gallon drum
- Wide range of flexibility with our exclusive adjustable containing arms

Model #	W	D	H	Weight	Capacity
RDR-1D	39"	35"	59"	510 LBS	6000 LBS

Patent Number: 10, 457, 635



DRUM NOT INCLUDED



# ROTATOR BOXES

## Introduction

Roura's standard line of Rotator Boxes are designed for the collection of bulk and scrap materials. The standard model is made of watertight, all welded carbon steel with drain plug and 2 way entry. This product line requires a forklift equipped with a fork rotating attachment.



*Rotator Box Line*



*Ultimate Rotator Box with Cover*



*Rugged Rotator Box with Lid*



*Stacked Rotator Box*



*Custom Rotator Box*



*Ultimate Rotator Box*



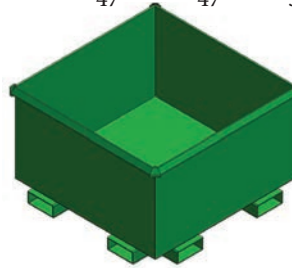
# ROTATOR BOXES

## Durable Rotator Box

- 12 Gauge Steel bottom with Drain and Plug, 12 Gauge Steel formed sides. Box Tube Fork Openings for Superior Strength with Skid Plates
- 2000 Lbs. Max Load Capacity
- 4-Way Entry
- Stackable (3 Empty Boxes High Recommended)
- Bright Safety Green Enamel Paint (Optional Colors Available)
- Options: Steel Hinged Cover, Steel Removable Cover, Casters, Crane Eyes, Tarps

The Durable Rotator Box is designed for the collection and storage of bulk and scrap material. This box can be dumped using a forklift equipped with a rotational fork attachment. The standard model is made of all welded carbon steel with drain plug and 4-way fork entry.

Model #	Size	L	W	H	Weight	Capacity
RTB-DUR-135	1/2 CU YD	47"	47"	17 1/4"	236 LBS	2000 LBS
RTB-DUR-205	3/4 CU YD	47"	47"	22 1/4"	265 LBS	2000 LBS
RTB-DUR-205	1 CU YD	47"	47"	28 1/4"	295 LBS	2000 LBS
RTB-DUR-405	1 1/2 CU YD	47"	47"	40 1/4"	355 LBS	2000 LBS
RTB-DUR-540	2 CU YD	47"	47"	52 1/4"	415 LBS	2000 LBS

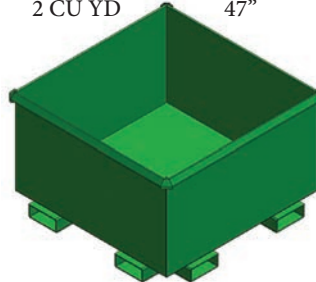


## Rugged Rotator Box

- 10 Gauge Steel bottom with Drain and Plug, 10 Gauge Steel formed sides. Box Tube Fork Openings for Superior Strength with Skid Plates
- 4000 Lbs. Max Load Capacity
- 4-Way Entry
- Stackable (3 Empty Boxes High Recommended)
- Bright Safety Green Enamel Paint (Optional Colors Available)
- Options: Steel Hinged Cover, Steel Removable Cover, Casters, Crane Eyes, Tarps

The Rugged Rotator Box is designed for the collection and storage of bulk and scrap material. This box can be dumped using a forklift equipped with a rotational fork attachment. The standard model is made of all welded carbon steel with drain plug and 4-way fork entry.

Model #	Size	L	W	H	Weight	Capacity
RTB-RUG-135	1/2 CU YD	47"	47"	17 1/4"	280 LBS	4000 LBS
RTB-RUG-205	3/4 CU YD	47"	47"	22 1/4"	312 LBS	4000 LBS
RTB-RUG-270	1 CU YD	47"	47"	28 1/4"	350 LBS	4000 LBS
RTB-RUG-405	1 1/2 CU YD	47"	47"	40 1/4"	430 LBS	4000 LBS
RTB-RUG-540	2 CU YD	47"	47"	52 1/4"	505 LBS	4000 LBS




## Ultimate Rotator Box

- 7 Gauge Steel bottom with drain & plug
- 7 Gauge Steel formed sides
- Box tube fork openings for superior strength with skid plates
- 6,500 Lbs. Max load capacity
- 2-way entry
- Stackable (3 empty boxes high recommended)
- Bright safety Green paint (optional colors available)

ULTIMATE Rotator Boxes are available with a 6,500 lbs. capacity.

The Ultimate Rotator Box is designed for the collection and storage of bulk material. The 6,500 lbs. capacity box can be dumped with a rotating fork attachment. Roura's Rugged Rotator Boxes are available from 1/2 cubic yard to 3 cubic yards to solve all bulk material handling requirements. As with all Roura products, the Rugged Rotator Box offers the strongest standard rotating box in its class. This rotating box will reduce operation cost, increase productivity and provide a safe method of material handling.

Model #	Size	L	W	H	Weight	Capacity
RTB-ULT-135	1/2 CU YD	39"	38 1/2"	27"	360 LBS	6500 LBS
RTB-ULT-270	1 CU YD	47"	47"	27"	460 LBS	6500 LBS
RTB-ULT-275	1 CU YD	39"	39"	39"	450 LBS	6500 LBS
RTB-ULT-405	1 1/2 CU YD	47"	47"	39"	565 LBS	6500 LBS
RTB-ULT-540	2 CU YD	47"	47"	51"	705 LBS	6500 LBS
RTB-ULT-680	2 1/2 CU YD	47"	59 1/2"	51"	850 LBS	6500 LBS
RTB-ULT-810	3 CU YD	47"	71"	51"	945 LBS	6500 LBS
RTB-ULT-815	3 CU YD	63 1/2"	63 1/2"	45"	1085 LBS	6500 LBS



# ROTATOR BOXES

## Rotator Box (Plastic Lid Optional)

- 4000 LBS. Capacity
- 10 Gauge Carbon Steel body
- 100% continuous weld
- Ø 1" drain hole with plug
- Stackable when empty (3 high max)

Model #	Size	L	W	H	Weight	Capacity
RRB-10-135	1/2 CU YD	37 1/2"	36 3/4"	23 1/2"	224 LBS	4000 LBS
RRB-10-205	3/4 CU YD	37 1/2"	36 3/4"	33 3/8"	280 LBS	4000 LBS
RRB-10-270	1 CU YD	37 1/2"	46"	36 3/8"	320 LBS	4000 LBS
RRB-10-405	1 1/2 CU YD	37"	57"	41 3/8"	389 LBS	4000 LBS
RRB-10-540	2 CU YD	37"	57"	51 3/8"	455 LBS	4000 LBS

Our Medium Duty line of Rotator Boxes can handle loads of 4000 lbs. capacity. The Rugged Rotator Box is designed for the collection and storage of medium weight material applications. This product is best used with a forklift truck equipped with fork rotating attachment.



## Custom Rotator Box

- Solid Model cad design
- Over 100 years in business building material handling products

Roura Material Handling specializes in custom Rotator boxes and will modify an existing box design or custom engineer a box to meet any special application. Contact our engineering and sales staff at either plant to discuss your specific requirements.





# ROTATOR BOXES

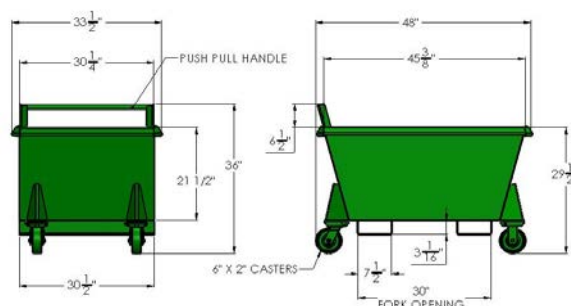
## Chip Tub Rotator

- 4000 LBS. Capacity
- 10 Gauge Carbon Steel body
- 100% continuous weld
- Ø 1" drain hole with plug
- 2-way fork entry

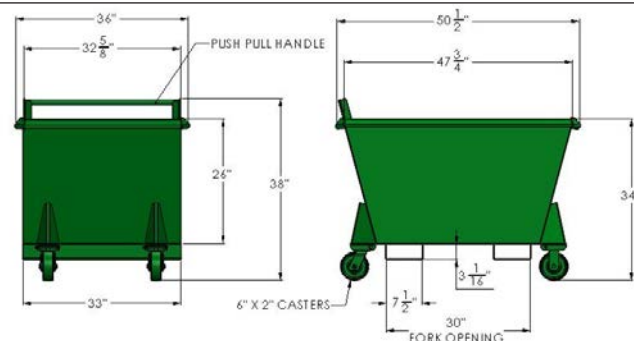
The Chip Tub rotator is designed for the collection and storage of bulk and scrap material. This box can be dumped using a forklift equipped with a rotational fork attachment. The standard model is made of all welded carbon steel with drain plug and 2-way fork entry.



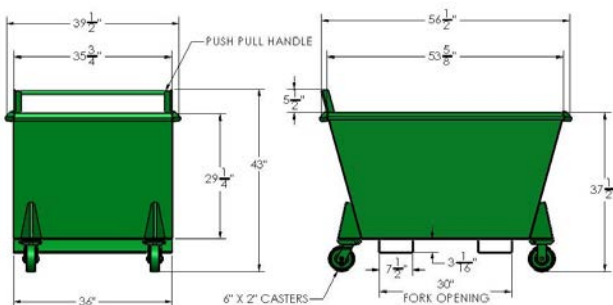
RTB-CT-135



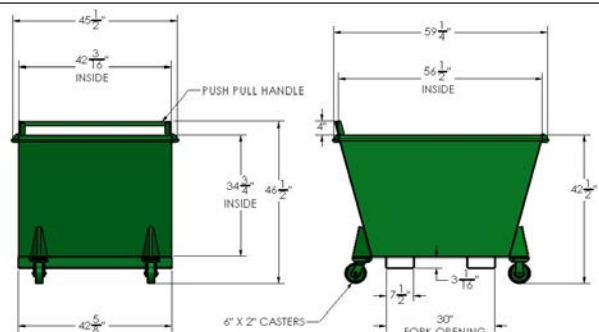
RTB-CT-205



RTB-CT-270



RTB-CT-405



# RELEASE SYSTEMS

## Mechanical Hopper Release

- Coated wire cable
- Quick disconnect snap hook clasp
- Left or Right hand release point

Roura's Mechanical Hopper Release system is design for the operator to effectively transport and dump the material while remaining seated on the forklift truck. The Roura MHR system is a revolutionary new solution to safely collect, transport and dump bulk material and waste.

### Part #

### Size (Fits Model S) - Durable, Rugged or Ultimate Hoppers

MHR-21  
MHR-30  
MHR-36  
MHR-44  
MHR-56

105 (1/3 Yd) & RRH-36  
034 - 675 & RRH - 72  
680 & 810  
1080  
1500



## Pull Down Handle Release

- Coated wire cable
- Quick disconnect snap hook clasp
- Left or Right hand release point

This option is the perfect application used when the hopper is at an elevated dumping height. Simply pull the steel coated cable system while standing on the ground to dump loads at elevated heights. The cable system is stored on the back of the hopper, providing a safe environment while the hopper is in its filled operation.





# PRODUCT OPTIONS

## Casters

Roura provides caster and wheel sets in a variety of combinations to fit your specific needs. A complete set includes two swivel rear casters and two rigid front casters. All swivel wheels shown are mounted on kingpinless swivel rigs. The following information will allow you to choose the right type, size, and rig combination.

**Ductile Iron Wheel (Size 8" x 2")** Our most popular caster. For use on rough floors with metal chips and debris. Easy rolling, crowned wheel face for easy turning. Available on models up through 680 and capacities up to 5000#. Semi-steel is substituted for ductile iron for sizes 4" x 6" x 2" and 10" x 3". 10 inch wheels are capable of withstanding 8000# loads per set.

**Polyurethane Wheel (Sizes 4" x 2", 6" x 2", 8" x 2", and 10" x 3")** A quiet rolling wheel with molded on polyurethane tread on a steel core. Non-marking, resists oil, water, grease, and most solvents. Available on models up through 680 and capacities up to 4800# for 8" wheels and 800# for 10" wheels.

**Phenolic Wheel (Sizes 4" x 2", 6" x 2", and 8" x 2")** An easy rolling wheel, quieter than steel, non-marking and sparkproof. Resistant to oil water and grease. Excellent floor protection and can be used on smooth or rough floors. Available on models up through 680 and capacities up to 4000# per set.

Type	Size	Part#	Description
PHENOLIC	4 X 2	CAS-04-PH-C	COMPLETE SET - 2 FIXED & 2 SWIVEL
POLYURETHANE	4 X 2	CAS-04-PY-C	COMPLETE SET - 2 FIXED & 2 SWIVEL
SEMI-STEEL	4 X 2	CAS-04-SS-C	COMPLETE SET - 2 FIXED & 2 SWIVEL
PHENOLIC	6 X 2	CAS-06-PH-C	COMPLETE SET - 2 FIXED & 2 SWIVEL
POLYURETHANE	6 X 2	CAS-06-PY-C	COMPLETE SET - 2 FIXED & 2 SWIVEL
SEMI-STEEL	6 X 2	CAS-06-SS-C	COMPLETE SET - 2 FIXED & 2 SWIVEL
DUCTILE IRON	8 X 2	CAS-08-DI-C	COMPLETE SET - 2 FIXED & 2 SWIVEL
PHENOLIC	8 X 2	CAS-08-PH-C	COMPLETE SET - 2 FIXED & 2 SWIVEL
POLYURETHANE	8 X 2	CAS-08-PY-C	COMPLETE SET - 2 FIXED & 2 SWIVEL




*Ductile Iron Caster*



*Phenolic Caster*



*Polyurethane Caster*



*Semi Steel Caster*

# PRODUCT OPTIONS

## Steel Covers

Please specify cover type when ordering.

### Watertight cover

Formed 14 GA. front and rear cover, with a continuous hinge across the top of the covers. Drain channel under hinge. (Models 680 and up have 12 GA. covers) ¼" neoprene gasket attached to bottom of cover. Cover watertight. (1) chest handle on each cover, hopper to have (1) D-ring, chain and snap hook onto chest handle to hold cover open when dumping. Part number COV-WT + hopper model number.



*Type A Cover  
Center hinge, open front and back. Available on all models, not recommended on models 680 and above.*



*Type B Cover  
Center hinge, fixed back. Available on all models, not recommended on models 680 and above.*



*Ultimate Rotator Box Cover*



*Type D Cover  
Double hinge cover- open nose and rear- fixed center. Most often used on models 680-1500*

## Tarp Covers

Two types of covers: Mesh and Vinyl

### Vinyl Tarp

Waterproof, helps to comply with rainwater runoff environment regulations. Part numbers: TPV + hopper model number

### Mesh Tarp

Prevents material from falling out of hopper during transport. Part numbers: TPM + hopper model number.

Both have fitted fronts with bungee cord fasteners in back.



*Vinyl Tarp Cover*



*Mesh Tarp Cover*



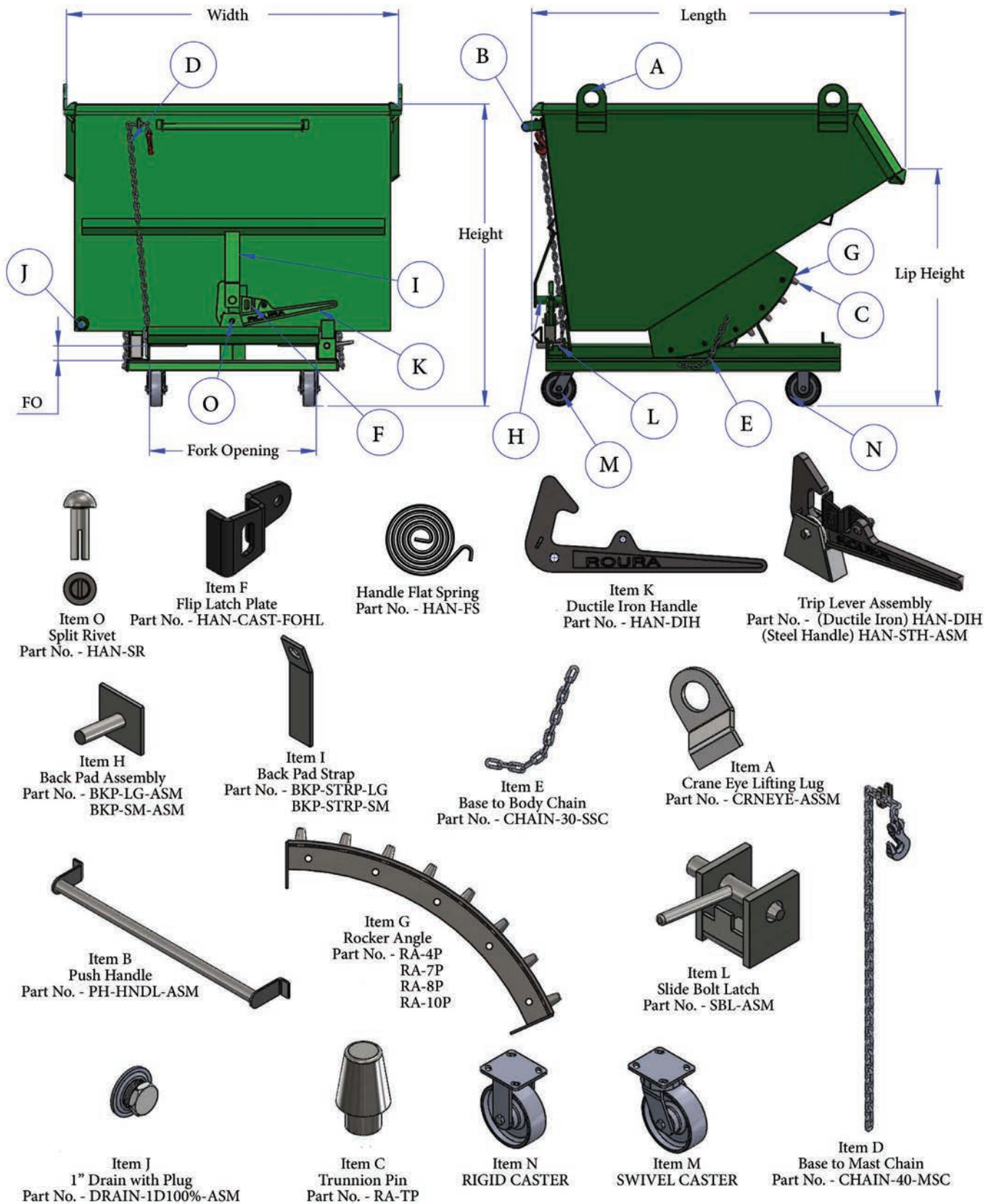
*Box Tarp Cover*



*Mesh Tarp Cover*

# COMMON OPTIONS

## Optional Parts





## Stacking

Stacking of filled hoppers is not recommended. Stacking of empty hoppers should not be more than 3 high. Stacking feature must be ordered.

## Load Capacity

Check Load Capacity of fork lift truck when ordering large or heavy duty hoppers.

Self-Dumping hoppers are designed to be dumped only when picked up by a fork lift truck. Hoppers should never be dumped while sitting on the ground or while on a pallet or platform trucks. Hoppers are designed to dump when fully loaded, with forks tilted back slightly from parallel to the ground.

## Colors

Standard color is Roura green enamel paint. Other enamel colors or primers are available at additional cost. Custom enamel paint colors are also available. We can match any color if the customer provides a paint chip sample or RAL number.

## Casters

For customers ordering casters- if caster diameter is not specified 8" x 2" casters will be shipped. We also have available 6" x 2" and 4" x 2" diameter for customers who need to fit hoppers under conveyors or machines, etc.

## Website

[www.RouraMH.com](http://www.RouraMH.com) for specification sheets, technical drawings, etc.

## Foreign Orders

All orders shipped to foreign countries must either be prepaid, wire transfer, or credit card. We will ship to your export point from the U.S. (except Canadian orders) and will prepay and add that freight charge. The customer must furnish freight forwarding instructions with contact name and phone number. All fees are to be paid by customer: broker, bank, dock, etc., as well as any special or crating required for air or ocean travel.

## Warranty

Roura Material Handling warrants that each hopper, and each component thereof, manufactured by Roura Material Handling. (the "Products") will be free from defects in material and workmanship for a period of twelve months from the date of shipment from its factory. Roura Material Handling will promptly repair or replace, at its option, Products that are found to be non-conforming according to the foregoing warranty with removal, transportation, and installation at your cost. Roura Material Handling reserves the right to credit or reimburse you for an amount equal to the purchase price of any defective Product in lieu of providing repaired or replacement Product.

Roura Material Handling will have no liability or obligation for breach of warranty or otherwise for (a) Products, components and accessories which have been manufactured by someone other than Roura Material Handling, or (b) any Product which, following delivery by Roura Material Handling, has been subjected to accident, abuse, misapplication, improper repair or alteration, improper installation or maintenance, neglect, or excessive operation conditions.

In no event will Roura Material Handling be liable for any indirect, special, incidental or consequential damages regardless of whether or

not any of the same were foreseeable or that Roura Material Handling was advised as to the possibility of such damages. THE FOREGOING OBLIGATIONS ARE IN LIEU OF ALL OTHER OBLIGATIONS AND LIABILITIES INCLUDING ALL WARRANTIES OF FITNESS FOR A PARTICULAR PURPOSE OR OF MERCHANTABILITY OR OTHERWISE, EXPRESSED OR IMPLIED, IN FACT OR BY LAW.

You acknowledge and agree that this Warranty is incorporated in, and is a part of, each purchase order, release, requisition or other document relating to Products to be supplied by Roura Material Handling and that Roura Material Handling's acceptance of your offer to purchase is made conditional upon the acceptance of this Warranty. Any modification to this Warranty shall require the written consent of an authorized officer of Roura Material Handling.

## Return Policy

If a customer receives our product and is unsatisfied due to a rare manufacturing defect, the product may be returned and will be replaced under warranty with Roura being responsible for the return freight charges.

If a customer receives our product and the customer changes their mind or discovers an error was made when they ordered the product, the product must be returned within 45 days of the invoice date, but will be subject to a 30% restocking fee and the customer will be responsible for any return freight charges. If the product contains any options the customer will be responsible for the full cost of all options. All product must be returned unused.

If a customer receives our product with damage or missing product from a carrier we set up, the customer must note this on the Delivery Receipt and Roura must be notified immediately to report the damage or missing product. We ask that the customer take digital photos of any damage if possible so that we may file a freight claim with the carrier.

All returns must be accompanied by a Roura Return Material Authorization (RMA) number and received at our facility within 30 days of the date of the issued RMA.

There will be no charge for cancellation of standard product providing the cancellation happens prior to the start of production. For all other cancellations, Roura reserves the right to charge the customer for costs incurred for labor and material.

ALL CUSTOM, BEHEMOTH, AND SPECIALTY PRODUCTS ARE NOT RETURNABLE.

PRODUCT WITH MHR SYSTEMS ARE NOT RETURNABLE AND OPTIONS ARE NOT RETURNABLE.

ROURA REQUIRES A SIGNED APPROVAL OF THE ENGINEERING DRAWING SENT WITH THE QUOTE FOR ALL CUSTOM PRODUCT BEFORE PRODUCTION WILL BEGIN.

## Michigan:

35355 Forton Ct. Clinton Twp., Mi. 48035  
Phone: 800-968-9070

## Mississippi:

100 S. Industrial Park Rd. Holly Springs, MS 38635  
Phone: 800-654-9147

