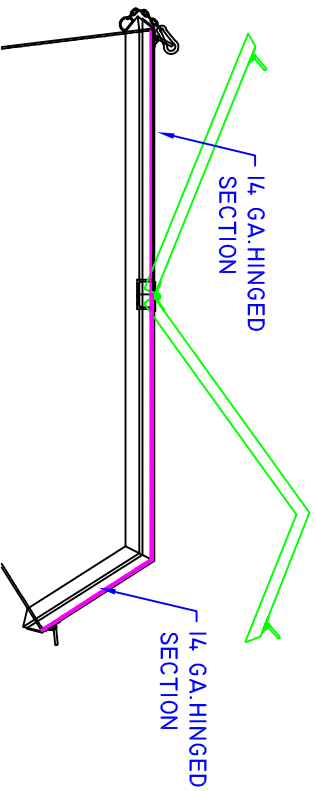
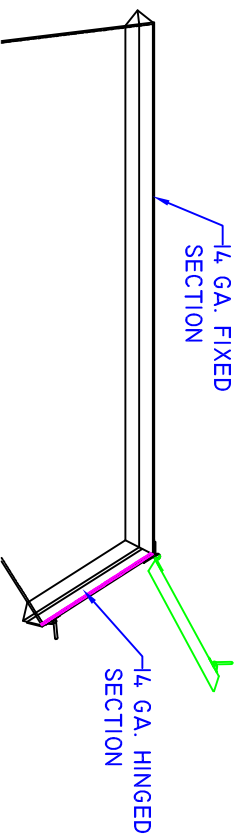


STEEL HOPPER COVER TYPES



TYPE - A COVER CENTER HINGE OPENS FRONT & BACK

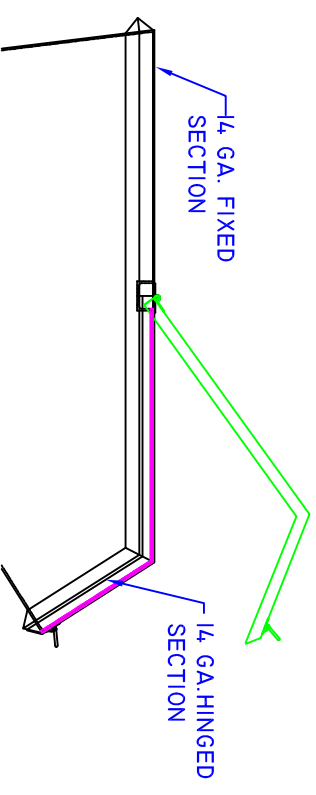
- ** BASIC MODEL WITH SEGMENTED HINGES (NO GASKET) **
- ** WATER TIGHT MODEL WITH CONTINUOUS HINGE AND 1/4" GASKET & CENTER DRAIN CHANNEL **
- ** NOT RECOMMENDED FOR MODEL 680 HOPPERS AND ABOVE **



TYPE - C COVER OPENS AT NOSE ONLY

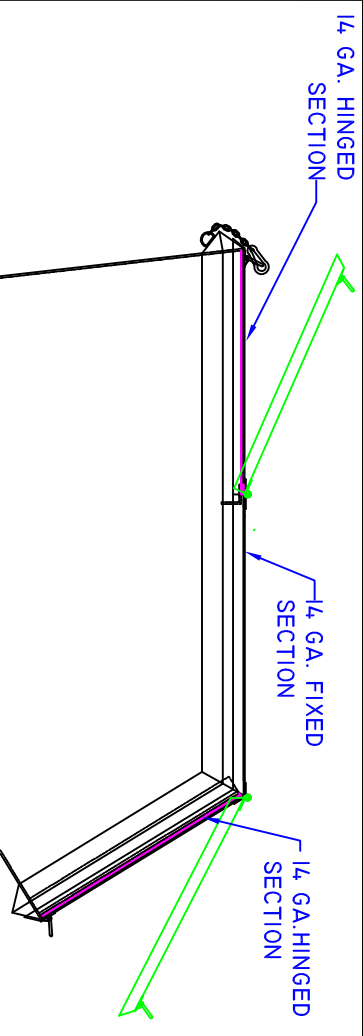
- ** BASIC MODEL WITH SEGMENTED HINGES (NO GASKET) **
- ** WATER TIGHT MODEL WITH CONTINUOUS HINGE AND 1/4" GASKET **
- ** AVAILABLE ON ALL HOPPER MODELS **

NOTE: GASKET MATERIAL IS 1/4" X 1" NEOPRENE. 



TYPE - B COVER CENTER HINGE OPENS IN FRONT HALF ONLY

- ** BASIC MODEL WITH SEGMENTED HINGES (NO GASKET) **
- ** WATER TIGHT MODEL WITH CONTINUOUS HINGE AND 1/4" GASKET & CENTER DRAIN CHANNEL **
- ** RECOMMENDED FOR MODEL 680 HOPPERS AND ABOVE **



TYPE - D COVER CENTER HINGE OPENS IN FRONT HALF ONLY

- ** BASIC MODEL WITH SEGMENTED HINGES (NO GASKET) **
- ** WATER TIGHT MODEL WITH CONTINUOUS HINGE AND 1/4" GASKET **
- ** RECOMMENDED FOR MODEL 680 HOPPERS AND ABOVE **